



Cenergistic Solution for
School District of Clay County



A Message From the Founder



Cenergistic projects a net savings of more than **\$15,200,000** will be achieved as a result of implementing our solution in **School District of Clay County**.

This significant savings will come directly from your organization's utility bills and will provide you with dollars that can be reserved for programs, personnel, equipment, technology or whatever your needs dictate.

We bear the burden of risk. And we contractually guarantee your organization will save more money than it invests.

Organizations nationwide have benefited from Cenergistic's unique approach to solving some of the most challenging business issues. We invite you to review the enclosed information for a complete review of our program and projected savings for your organization.

We welcome your questions and encourage you to call our clients and inquire about their program results and how we successfully helped them.

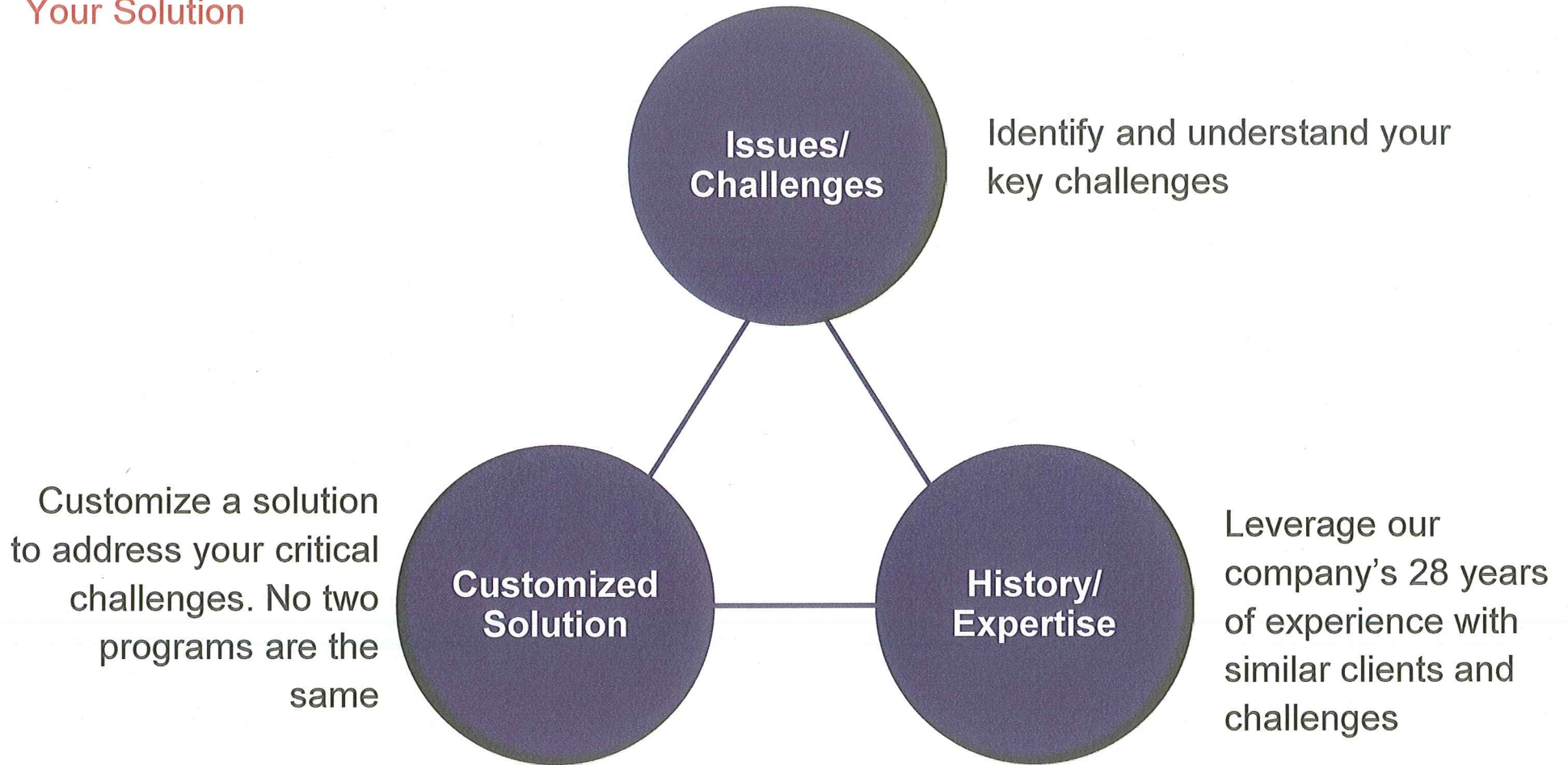
A handwritten signature in black ink that reads "William S. Spears". The signature is fluid and cursive.

Dr. William S. Spears
Chairman and Founder



Our Proposed Solution

Our Approach in Creating Your Solution



Your Solution at a Glance

Financial Summary

A Five-Year Contract with Ongoing Savings and Support

Projected QuickStart and first-year net savings:	\$1,028,200
10-year return on annual investment:	258%
Net 10-year savings:	\$15,290,926

Fee Structure & Guarantee

- **QuickStart:** No fee payable for first six months.
- **Savings are guaranteed** to exceed all investment in the program.
- **No new budgeted funds required.**
- **Cenergistic shares 50% of gross savings on a monthly basis while funding all costs** of program implementation.

Other Benefits

- **Enhanced comfort** — for staff, faculty and students.
- **Culture of conservation** that transforms behavior and habits — in your facilities and at home for years to come.
- **Optimized infrastructure** — with consulting resources for Maintenance & Operations staff.
- **Good stewardship** of environmental resources — positions your organization as an energy conservation leader in your community.

Projected Net Savings: First 5 Years (including QuickStart) = \$4,590,836

		CONTRACT PERIOD					POST-CONTRACT PERIOD					
		QuickStart ²	YEAR 1	YEAR 2	YEAR 3	YEAR 4	YEAR 5					
1	Gross Savings	\$284,000	\$1,516,000	\$1,622,000	\$1,736,000	\$1,857,000	\$1,987,000					
2	3 Energy Specialist(s) ¹	Provided by Cenergistic	Provided by Cenergistic	Provided by Cenergistic	Provided by Cenergistic	Provided by Cenergistic	Provided by Cenergistic					
3	Energy Accounting Software	\$0	\$13,800	\$13,800	\$13,800	\$5,382	\$5,382					
4	Cenergistic Energy Management Program ³		50%	50%	50%	50%	50%					
5	Total Projected Investment	\$0	\$771,800	\$824,800	\$881,800	\$933,882	\$998,882					
6	Net Savings to Client ⁴	\$284,000	\$744,200	\$797,200	\$854,200	\$923,118	\$988,118					
7	Return on Annual Investment	N/A	96%	97%	97%	99%	99%					

1. Energy Specialist(s) (ES) employed and provided by Cenergistic during the term of the contract. Program sustainability costs for post-contract period (Years 6 and following) are based on an estimate of direct labor costs only. Actual costs may vary.

2. Assumes 6-month QuickStart period with Energy Specialist(s) hired and active by the end of the 3rd month. Cenergistic does not share in savings during QuickStart.

3. Cenergistic receives no minimum fee and shares in actual gross savings for Years 1 through 5.

4. Net savings to client assumes gross savings projections for years 1-5 are realized; actual net savings will vary based on the level of gross savings achieved.

The Bottom Line: 10 Years = \$15,290,926 Net Savings

		CONTRACT PERIOD					POST-CONTRACT PERIOD						
		QuickStart ²	YEAR 1	YEAR 2	YEAR 3	YEAR 4	YEAR 5	YEAR 6	YEAR 7	YEAR 8	YEAR 9	YEAR 10	TOTAL
1	Gross Savings	\$284,000	\$1,516,000	\$1,622,000	\$1,736,000	\$1,857,000	\$1,987,000	\$2,126,000	\$2,275,000	\$2,434,000	\$2,605,000	\$2,787,000	\$21,229,000
2	3 Energy Specialist(s) ¹	Provided by Cenergistic	Provided by Cenergistic	Provided by Cenergistic	Provided by Cenergistic	Provided by Cenergistic	Provided by Cenergistic	\$300,000	\$300,000	\$300,000	\$300,000	\$300,000	\$1,500,000
3	Energy Accounting Software	\$0	\$13,800	\$13,800	\$13,800	\$5,382	\$5,382	\$5,382	\$5,382	\$5,382	\$5,382	\$5,382	\$79,074
4	Cenergistic Energy Management Program ³		50%	50%	50%	50%	50%						
5	Total Projected Investment	\$0	\$771,800	\$824,800	\$881,800	\$933,882	\$998,882	\$305,382	\$305,382	\$305,382	\$305,382	\$305,382	\$5,938,074
6	Net Savings to Client ⁴	\$284,000	\$744,200	\$797,200	\$854,200	\$923,118	\$988,118	\$1,820,618	\$1,969,618	\$2,128,618	\$2,299,618	\$2,481,618	\$15,290,926
7	Return on Annual Investment	N/A	96%	97%	97%	99%	99%	596%	645%	697%	753%	813%	258%

1. Energy Specialist(s) (ES) employed and provided by Cenergistic during the term of the contract. Program sustainability costs for post-contract period (Years 6 and following) are based on an estimate of direct labor costs only. Actual costs may vary.

2. Assumes 6-month QuickStart period with Energy Specialist(s) hired and active by the end of the 3rd month. Cenergistic does not share in savings during QuickStart.

3. Cenergistic receives no minimum fee and shares in actual gross savings for Years 1 through 5.

4. Net savings to client assumes gross savings projections for years 1-5 are realized; actual net savings will vary based on the level of gross savings achieved.

Our Guarantee



With QuickStart period — you start saving right away.

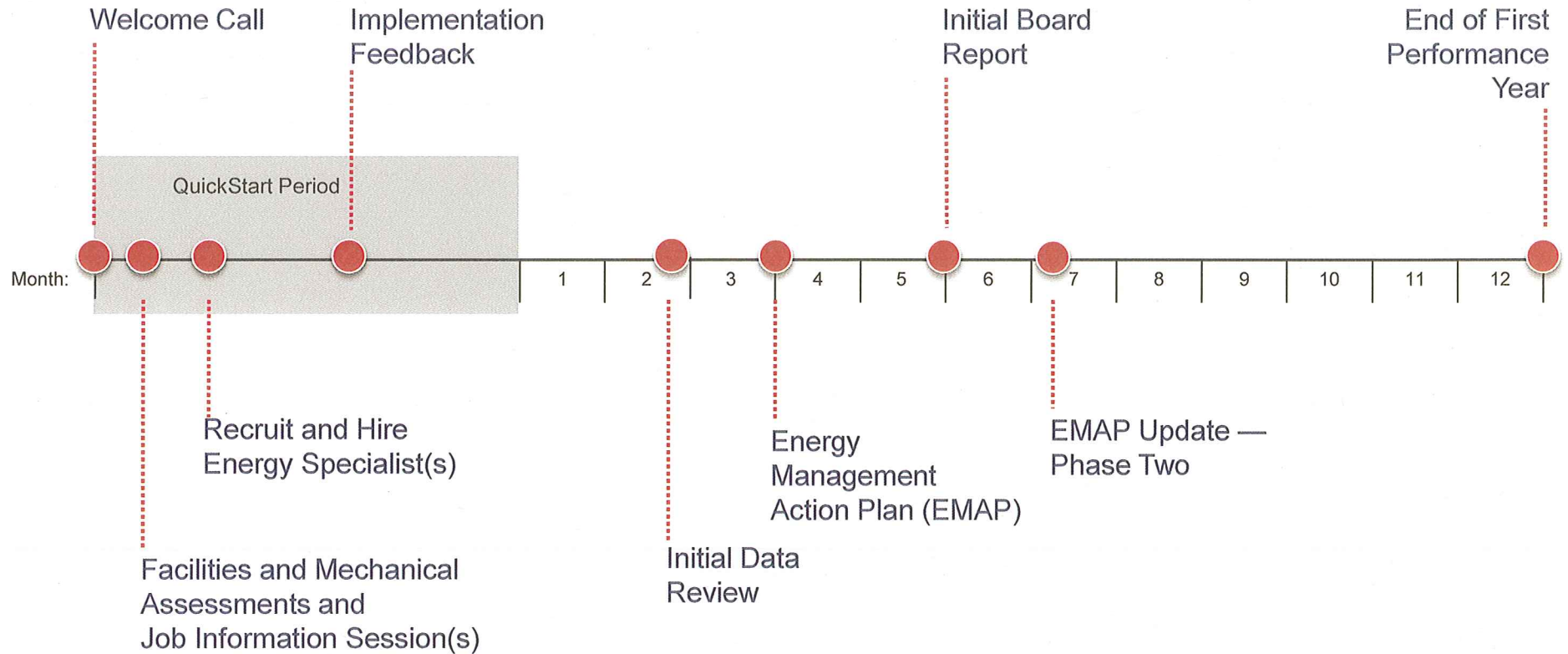


We provide additional capacity and expertise without you having to add headcount.



No new equipment to buy.

Typical Implementation Timeline



Note: Timing will vary for each client implementation.